

1200-UP

Low-Temperature Hot-Food Holding Cabinet

ALTO-SHAAM

Keeping food that has been cooked to perfection hot and fresh until the moment it is served demands the gentle precision of Alto-Shaam's exclusive Halo Heat® technology. With controlled temperatures and a closed environment free from forced air, harsh heating elements, and added humidity, food is kept warm and flavorful, just as intended.


Standard features

- Simple and intuitive pushbutton control that commands all appliance functions with easily identifiable icons
- Halo Heat—a controlled, uniform heat source that gently surrounds food for better appearance, taste, and longer holding life
- Stainless steel interior resists corrosion
- Digital control senses temperature drops faster, providing quick heat recovery time
- Close temperature tolerance and even heat application maintain ideal serving temperature throughout the cabinet
- Antimicrobial handle retards the growth of illness-causing pathogens
- Door venting holds crispy food better

Deluxe control option (select one)

Deluxe control features SureTemp™ heat recovery system. SureTemp™ reacts immediately to compensate for any loss of heat whenever the door is opened.

- Deluxe control (A)
- Deluxe control with probe (A)
- Deluxe control with six (6) independent shelf timers (B)
- Deluxe control with probe and shelf timers (B)



Side rack model

- As an alternative to universal pan slides, this unit can be ordered as a "side rack" model which is equipped with two (2) side racks and three (3) chrome plated wire shelves. It will accommodate full and half size US hotel and European gastronorm pans on the side racks or shelves, or sheet pans on shelves.



Temperature range: 16°C to 93°C

TEMPERATURE



1200-UP

Configurations (select one)

Door choices

- Solid door, standard
- Window door, optional

Door swing

- Right hinged, standard
- Left hinged, optional

Electrical

- 230V (2000W), 1 ph
- 230V (4000W), 1 ph

Cabinet choices

- Reach-in, standard
- Pass-through, optional—doors hinged on opposite sides
- Pass-through, optional—doors hinged on same side. Requires factory installed counterweight. Add 50kg to net and shipping weight.

Accessories (select all that apply)

- Bumper, full perimeter [5012932]
- Handle kit, push/pull—set of four [55662]
- Door lock with key—each handle [LK-22567]
- Security panel with lock—requires door lock [LK-22567] [5013934]
- Pan grid, wire, 416mm x 619mm [PN-2115]
- Legs, 152mm, flanged—set of four [5011149]
- Drip pan with drain, 43mm deep [5014448]
- Water reservoir pan—for proofing [1775]
- Water reservoir pan cover [1774]
- Universal pan slides—2 required
- Chrome plated [SR-24447]
- Stainless steel [SR-24762]

Casters, stem—2 rigid, 2 swivel w/ brake

- 89mm [5008017]

Shelves

- Stainless steel [SH-23738]
- Chrome plated [SH-2733]

Additional features

- Side rack model—as an alternative to pan slides, this unit can be ordered as a "side rack" model



1200-UP



CAPACITY

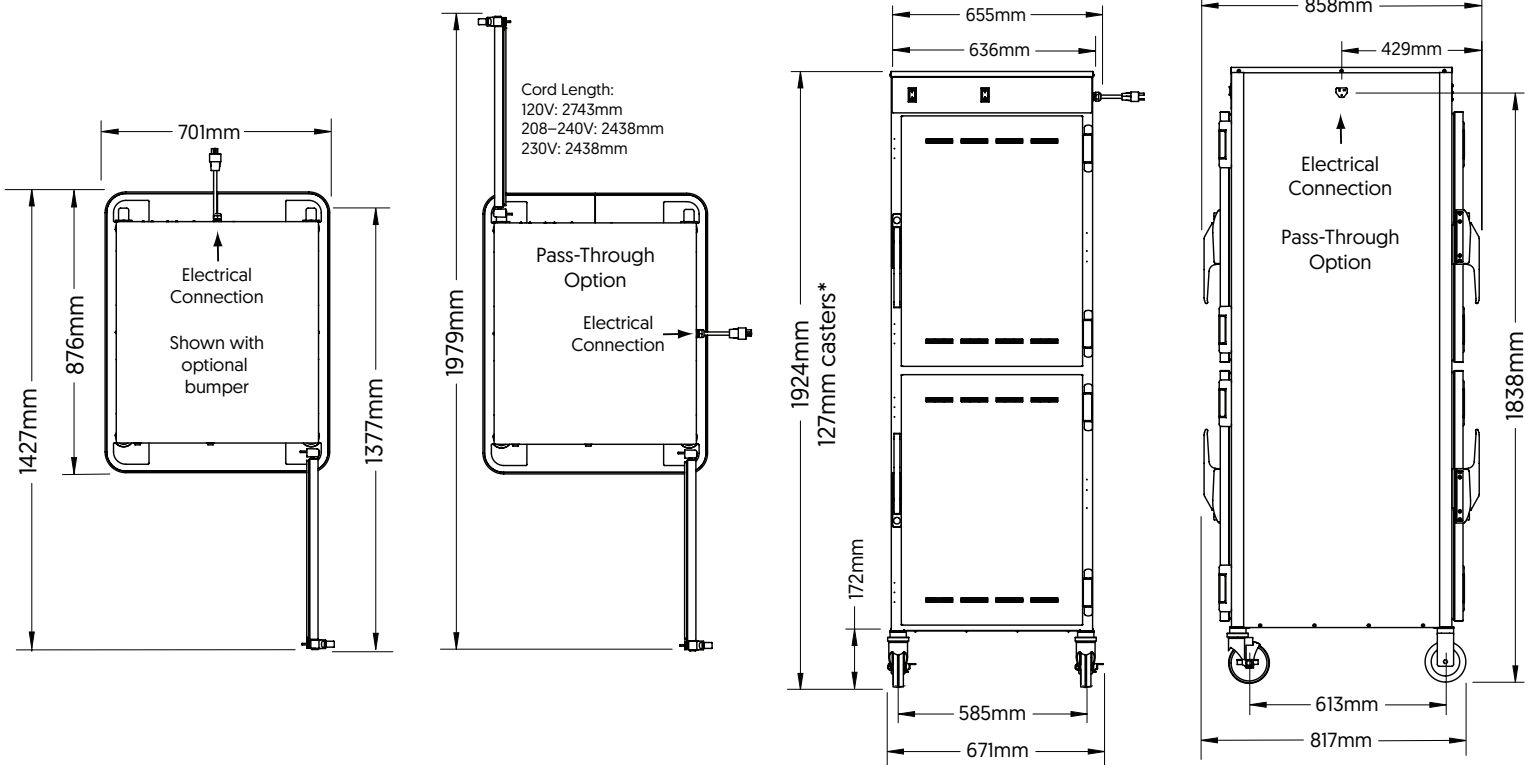
Pan Slides (2 per set)—44mm centers

- 8** Eight full-size or GN 1/1 pans 65mm deep—two per set of pan slides, sixteen full-size or GN 1/1 pans 65mm deep—with four additional sets of pan slides
 - 8** Eight full-size or GN 1/1 pans 100mm deep—two per set of pan slides, no additional capacity with additional pan slides
 - 8** Eight full-size or GN 1/1 pans 150mm deep—two per set of pan slides, no additional capacity with additional pan slides
 - 4** Four full-size sheet pans—one per set of pan slides, sixteen full-size sheet pans with twelve sets of additional pan slides
- 87kg product maximum
152 L volume maximum

Side Rack and Shelves

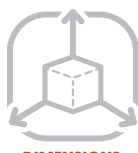
- 16** Sixteen full-size or GN 1/1 pans 65mm deep—two per shelf, no additional capacity with additional shelves
 - 8** Eight full-size or GN 1/1 pans 100mm deep—two per shelf, no additional capacity with additional shelves
 - 8** Eight full-size or GN 1/1 pans 150mm deep—two per shelf, no additional capacity with additional shelves
 - 3** Three full-size sheet pans—one per shelf, eight full-size sheet pans with five additional shelves
- 87kg product maximum
152 L volume maximum

DIMENSIONS



*1881mm with optional 89mm casters

*1921mm with optional 152mm legs



DIMENSIONS

Model
1200-UP

Exterior (H x W x D)
1924mm x 671mm x 817mm

Pass-Through Exterior
1924mm x 671mm x 858mm

Ship Dimensions (L x W x H)*
889mm x 889mm x 2083mm

Interior—each compartment (H x W x D)
730mm x 541mm x 673mm

Net Weight
151 kg

Ship Weight*
178 kg

*Domestic ground shipping information. Contact factory for export weight and dimensions.

1200-UP



REQUIREMENTS

- Appliance must be installed level.
- Appliance must not be installed in any area where it may be affected by steam, grease, dripping water, extreme temperatures, or any other severely adverse conditions.
- Appliances with casters and no cord or plug must be secured to the building structure with a flexible connector. Not factory supplied.







CLEARANCE

- Top: 51mm
- Left: 25mm
- Right: 25mm
- Back: 76mm



ELECTRIC

1200-UP	V	Ph	Hz	A	kW	Cord & Plug
230V	230 [2000W]	1	50/60	7.7	1.8	Plugs rated 250V CEE 7/7 
	230 [4000W]	1	50/60	15.4	3.5	CH2-16p  BS 1363 (U.K. only)  AS/NZS 3112 



HEAT

Heat of rejection		
1200-UP	Heat Gain qs, BTU/hr	Heat Gain qs, kW
	770	0.23

CONTACT US

W164 N9221 Water Street | Menomonee Falls, Wisconsin 53051 | U.S.A.
 Phone: 262.251.3800 | 800.558.8744 U.S.A./Canada | Fax: 262.251.7067 | alto-shaam.com